

2022-23 Texas Academic Performance Report (TAPR)

District Name: HURST-EULESS-BEDFORD ISD


Campus Name: SPRING GARDEN EL

Campus Number: 220916121

This page is intentionally blank.


Texas Education Agency
 2022-23 STAAR Performance (TAPR)
 SPRING GARDEN EL (220916121) - HURST-EULESS-BEDFORD ISD - TARRANT COUNTY

	School Year	State	District	Campus	African American	Hispanic	White	American Indian	Asian	Pacific Islander	Two or More Races	Special Ed (Current)	Special Ed (Former)	Continuously Enrolled	Non-Continuously Enrolled	Econ Disadv	EB EL (Current & Monitored)
STAAR Performance Rates by Tested Grade, Subject, and Performance Level																	
Grade 3 Reading																	
At Approaches Grade Level or Above	2023	76%	83%	96%	100%	98%	89%	97%	-	100%	-	100%	81%	*	95%	100%	100%
	2022	76%	87%	88%	79%	96%	73%	94%									




Texas Education Agency
2022-23 STAAR Performance (TAPR)
SPRING GARDEN EL (220916121) - HURST-EULESS-BEDFORD ISD - TARRANT COUNTY

Hispanic	School Year	State	District	Campus	African American	Hispanic	White	American Indian	Asian	Pacific Islander	Two or More Races	Special Ed						
----------	-------------	-------	----------	--------	------------------	----------	-------	-----------------	-------	------------------	-------------------	------------	--	--	--	--	--	--



Texas Education Agency
2022-23 STAAR Performance (TAPR)
SPRING GARDEN EL (220916121) - HURST-EULESS-BEDFORD ISD - TARRANT COUNTY




	School Year	State	District	Campus	African American	Hispanic	White	American Indian	Asian	Pacific Islander	Two or More Races	Special Ed (Current)	Special Ed (Former)				
--	-------------	-------	----------	--------	------------------	----------	-------	-----------------	-------	------------------	-------------------	----------------------	---------------------	--	--	--	--



Texas Education Agency
2022-23 Progress (TAPR)
SPRING GARDEN EL (220916121) - HURST-EULESS-BEDFORD ISD - TARRANT COUNTY

	School Year	State	District	Campus	African American	Hispanic	White	American Indian	Asian	Pacific Islander	Two or More Races	Special Ed					
--	-------------	-------	----------	--------	------------------	----------	-------	-----------------	-------	------------------	-------------------	------------	--	--	--	--	--



Texas Education Agency
2022-23 Bilingual Education/English as a Second Language (Current EB Students/EL) (TAPR)
SPRING GARDEN EL (220916121) - HURST-EULESS-BEDFORD ISD - TARRANT COUNTY

	School Year	State	District	Campus	Total Bilingual Education	BE-Trans Early Exit	BE-Trans Late Exit	BE-Dual Two-Way	BE-Dual One-Way	ALP Bilingual (Exception)	Total ESL	ESL Content-T	BT /TT3	8.09	Tf	523.15				

Texas Education Agency
 2022-23 Bilingual Education/English as a Second Language (Current EB Students/EL) (TAPR)
 SPRING GARDEN EL (220916121) - HURST-EULESS-BEDFORD ISD - TARRANT COUNTY




	School Year	State	District	Campus	Total Bilingual Education	BE-Trans Early Exit	BE-Trans Late Exit	BE-Dual Two-Way	BE-Dual One-Way	ALP Bilingual (Exception)	Total ESL	ESL Content-3.15	ESL Content-508.6	Td	ET	BT	TT3	8.09	Tf	415	499.39	Td (One-Way)	Tj	ET
--	-------------	-------	----------	--------	---------------------------	---------------------	--------------------	-----------------	-----------------	---------------------------	-----------	------------------	-------------------	----	----	----	-----	------	----	-----	--------	--------------	----	----



Texas Education Agency
 2022-23 STAAR Participation (TAPR)
 SPRING GARDEN EL (220916121) - HURST-EULESS-BEDFORD ISD - TARRANT COUNTY

	State	District	Campus	African American	Hispanic	White	American Indian	Asian	Pacific Islander	Two or More Races	Special Ed (Current)	Special Ed (Former)	Continuously Enrolled	Non-Continuously Enrolled	Econ Disadv	EB EL (Current & Monitored)
Not Included in Accountability: Other Exclusions	1%	0%	0%	0%	0%	0%	*	0%	*	*	0%	*	0%	0%	0%	0%
Not Tested	2%	1%	1%	7%	0%	0%	*	0%	*	*	0%	*	0%	4%	3%	0%
Absent	1%	1%	1%	7%	0%	0%	*	0%	*	*	0%	*	0%	4%	3%	0%
Other	0%	1%	0%	0%	0%	0%	*	0%	*	*	0%	*	0%	0%	0%	0%

* Indicates results are masked due to small numbers to protect student confidentiality.
 - Indicates there are no students in the group.








There is no data for this campus.

There is no data for this campus.


Student Information	Membership		Enrollment			
	District	State	Campus		District	State
			Count	Percent		





Texas Education Agency
 2022-23 Student Information (TAPR)
 SPRING GARDEN EL (220916121) - HURST-EULESS-BEDFORD ISD - TARRANT COUNTY

Student Information	Membership				Enrollment			
	Campus		District	State	Campus		District	State
	Count	Percent			Count	Percent		
Students w/ Dyslexia	46	7.9%	5.3%	5.5%	46	7.9%	5.3%	5.5%
Foster Care	1	0.2%	0.1%	0.2%	1	0.2%	0.1%	0.2%
Homeless	14	2.4%	2.4%	1.3%	14	2.4%	2.4%	1.3%
Immigrant	17	2.9%						



Texas Education Agency
2022-23 Staff Information (TAPR)
SPRING GARDEN EL (220916121) - HURST-EULESS-BEDFORD ISD - TARRANT COUNTY

Staff Information	----- Campus -----		District	State
	Count/Average	Percent		
Number of Students per Teacher	14.7	n/a	15.8	14.8

Staff Information	Campus	District	State
Experience of Campus Leadership:			
Average Years Experience of Principals	10.0	7.1	6.1
Average Years Experience of Principals with District	10.0	6.7	5.3
Average Years Experience of Assistant Principals	3.0	5.9	5.2
Average Years Experience of Assistant Principals with District	3.0	4.9	4.4
Average Years Experience of Teachers:			
Average Years Experience of Teachers	10.8	12.1	11.0
Average Years Experience of Teachers with District:	7.6	7.2	6.9
Average Teacher Salary by Years of Experience (regular duties only):			
Beginning Teachers	\$39,350	\$54,086	\$53,300
1-5 Years Experience	\$61,416	\$61,192	\$56,516
6-10 Years Experience	\$64,319	\$65,223	\$59,732
11-20 Years Experience	\$65,961	\$67,626	\$63,389
21-30 Years Experience	\$70,554	\$72,115	\$67,876
Over 30 Years Experience	-	\$83,071	\$72,560
Average Actual Salaries (regular duties only):			
Teachers	\$63,977	\$65,943	\$60,717
Professional Support	\$71,799	\$75,325	\$72,022
Campus Administration (School Leadership)	\$98,412	\$100,517	\$85,167
Instructional Staff Percent:			
	n/a	67.9%	65.1%
Contracted Instructional Staff (not incl. above):			
	0.0	2.3	2,105.4

Program Information	---- Campus ----		District	State
	Count	Percent		
Teachers by Program (population served):				
Bilingual/ESL Education	0.5	1.3%	3.8%	5.9%
Career and Technical Education	0.0	0.0%	4.4%	5.4%
Compensatory Education	1.0	2.5%	7.5%	3.2%
Gifted and Talented Education	1.0	2.5%	2.0%	1.7%
Regular Education	29.2	73.9%	64.6%	70.6%
Special Education	7.2	18.4%	10.3%	9.7%
Other	0.5	1.4%	7.4%	3.5%

